



Senior Dog Bed



Putting Together Your Senior Dog Bed & Washing Instructions

Thank you for purchasing the Senior Dog Bed. Your older dog will find the bed very comfortable. With proper care, your bed will provide years of happy use.

The bed is fast and easy to put together.

Step 1 – Putting the Bed Together:

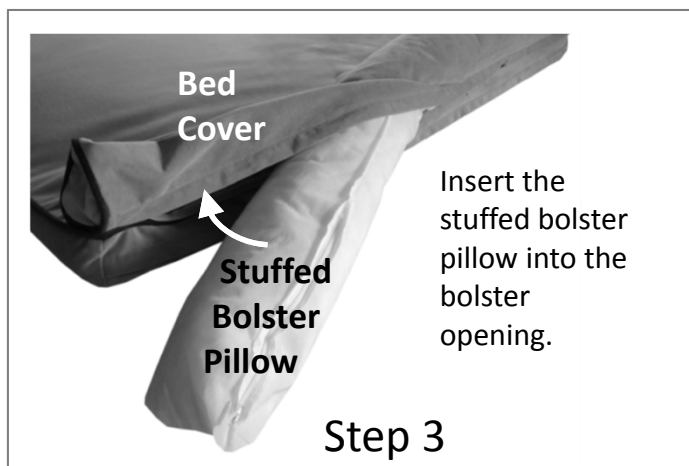
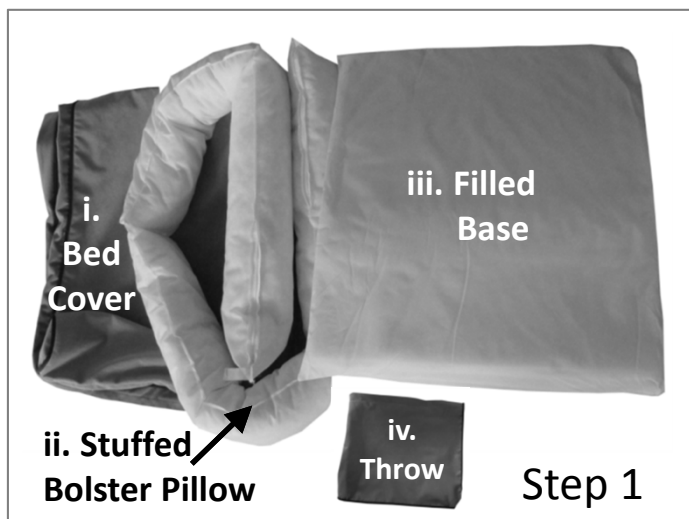
The bed cover is packed separately in the box from the stuffed pillows and other parts of the bed. Ensure that you have received: i) one bed cover; ii) one stuffed bolster pillow (that fills the surrounding bolster); iii) one filled base (which is the cushion where your dog will lie down); iv) one folded removable waterproof throw; and one plastic bag with extra compressed polyester fiber fill.

Step 2:

Open and decompress the stuffed bolster pillow. Shake the long thin pillow equally distributing the fill in the pillow. (Note that it can take as long as 24 hours for the polyester fiber fill in the liners to fully expand.) If you want extra firmness in the bolster, you can insert more polyester fill from the plastic bag with extra polyester fiber fill.

Step 3 – Insert the Bolster Pillow:

Unfold the bed cover. The cover has two zippers. Find and open both zippers. Work the bolster pillow into the bolster opening (the smaller opening). Make sure you push the bolster pillow right to the end of bolster opening. Slowly close the zipper as you work the pillow into the bolster. Be sure to close the zippers slowly. You may need to use both hands to close the zippers. Having someone else's help is even better. Have your helper hold the two sides of the zipper together as you gently close the zipper.





Senior Dog Bed



Step 4: Insert Base Pillow

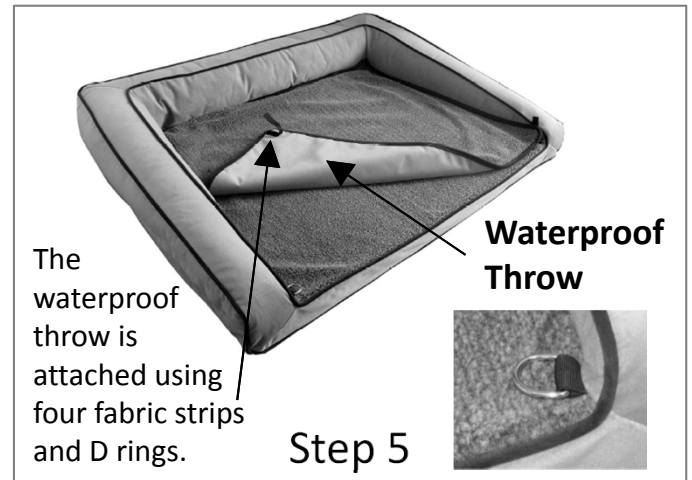
Insert the filled base pillow (the large flat pillow) into the dog bed cover. There is no top and bottom of the filled base pillow – either side can be inserted up. Make sure the filled base pillow goes right to the opposite end of the opening for the base (this will totally fill the base of the bed and make it easier to close the zipper). Gently close the zipper.

Step 5:

Unfold the removable waterproof throw. The throw goes on top of the bed where your dog sleeps. The throw's fleece side goes on top.

To attach the throw to the bed, thread the four fabric strips through the D rings and fold them back onto themselves.

The bed is now ready for your four legged best friend to use.



Washing Instructions:

Your Senior Bed is fast and easy to machine wash and dry. The bed has a zippered cover that must be removed before washing and drying. Remove the throw and close the fabric straps on the throw before washing. The bed's waterproof bed pillow covers can be washed. The polyester fiber fill inside the pillows should not be washed.

Wash and dry the bed cover, throw, and pillow covers separately from any other items. Machine wash using cold water on a gentle setting using a mild laundry detergent, such as Woolite®.

Tumble machine dry on a cool to warm setting. Do not use bleach, and do not dry clean as these will damage the fabrics.

In the event of a pet 'accident' on the bed we recommend using an enzyme based urine treatment directly on the accident. Follow the enzyme treatment instructions. For most treatments, allow the enzyme to dry completely before machine washing and drying the cover, throw, and bed pillows. Should urine odors persist you can reapply the treatment and/or contact the enzyme manufacturer for further recommendations.

FLAMMABILITY WARNING

Do not expose this product to open flames or any other direct source of indirect high temperature ignition sources, such as burning fire places, burning cigarettes, space heaters, or naked lights. Once ignited, polyester fiber will burn rapidly, releasing great heat and consuming oxygen at a high rate. In an enclosed space, the resulting lack of oxygen will present a danger of suffocation to the occupants. Hazardous gases released by the burning fiber can be incapacitating, or fatal, to human beings and pets if inhaled in sufficient quantities.

This warning applies to polyester fibers in general and they should not be construed that this bed is any more hazardous than those of other polyester fibers, or beds. All polyester fiber is dangerous if ignited.

Dogs live here!™